




## 5 Little Baby Chicks

Directions: Print out the following characters. Cut them out and laminate them. Then cut them out a second time and put Velcro on the back. Use a glove that has the ability to stick to Velcro.



Next, write out the "5 Little Baby Chicks" song on a poster or chart paper. Use the glove and the chick props as you sing the song. It is sung to the tune of "Five Little Speckled Frogs."

### 5 Little Baby Chicks

#### 5 Little Baby Chicks

Wiggling in the soft green grass

Eating some most delicious bugs

Yum, Yum!

One ran back to the nest

Where he could sit and rest

Now, there are 4 baby chicks!

Repeat this song changing the number of frogs each time counting down from 5. Where ever you write a number on the poster, make sure you can change the numbers as you change verses of the song. One suggestion is to use post it notes. Simply have two set of numbers written on post it notes and change the number as you sing the song.